


Innovative Solutions for Drug Discovery and Life Sciences Research



Unleash your brilliance™





Advancing cell and protein analysis technologies for your landmark scientific achievements

Molecular Devices is a leading provider of high-performance bioanalytical measurement solutions for life science research, pharmaceutical development, and biotherapeutic discovery with over 130,000 instrument placements in laboratories around the world that have fueled over 25,000 peer-reviewed publications. Our leading-edge products enable you to improve productivity and effectiveness, ultimately accelerating research and the discovery of new therapeutics.

Multi-Mode Detection Systems

We offer a versatile range of multi-mode readers with a variety of product configurations to allow you to meet your research application needs. With up to eight different detection modes and field upgradability, you now have the flexibility to expand your capabilities at any time.



SpectraMax® iD5

Five-mode plate reader including TRF, tunable FP, and western blot detection with large, high-res touchscreen, NFC functionality, ultra-cooled PMT and SmartInject™ Technology.



SpectraMax® iD3

Three-mode plate reader with large, high-res touchscreen, NFC functionality, ultra-cooled PMT and SmartInject™ Technology.



SpectraMax® i3x

Three-mode plate reader with user upgradeable application modules including TRF, injectors and western blot imaging. Optional MiniMax 300 Imaging Cytometer for cellular imaging capabilities.



SpectraMax® Paradigm

High-throughput, user-upgradeable multi-mode microplate reader platform that enables new detection mode capability in under two minutes.



SpectraMax® M Series

Upgradeable platform with tunable absorbance, fluorescence, luminescence; TRF, triple mode cuvette port, kinetics, spectral and well scanning, AutoPMT™ and PathCheck™ Technology.



FlexStation® 3

Tunable absorbance, fluorescence, FRET, TRF, FP, TR-FRET, HTRF, luminescence with automated fluid transfer for endpoint, flex and fast kinetics.



FilterMax™ F3 & F5

Filter-based multi-mode microplate readers that provide both affordability and unmatched assay performance.



Absorbance Readers

Our line of absorbance readers, including instruments featuring patented technologies such as PathCheck® Pathlength Measurement technology and tunable monochromators, provide you with more flexibility, sensitivity, and ease-of-use for the broadest range of assays.



SpectraMax® Plus³⁸⁴

UV-visible absorbance microplate reader with ultrafast, full spectral range detection for cuvettes, 96- and 384-well microplates. Wavelength range: 190-1000 nm.



SpectraMax® 190

UV-visible absorbance microplate reader for up to 96 samples with endpoint, kinetic and spectral scanning modes. Wavelength range: 190-850 nm.



SpectraMax® 340PC³⁸⁴

Versatile visible absorbance reader for 96- and 384-well microplate formats. Wavelength range: 340-850 nm.



VersaMax™ ELISA

Bridging the gap between the affordability of filter-based readers and the flexibility of monochromator-based systems for 96-well plate formats. Wavelength range: 340-850 nm.



EMax® Plus

Robust, high-value microplate reader designed to deliver research-grade results to any laboratory. Simple to set up and features pre-defined protocols. Wavelength range: 400-750* nm.



SpectraMax® QuickDrop Micro-Volume Spectrophotometer

One touch, full-spectrum micro-volume reader for DNA/RNA/protein quantitation. Built-in sample port for small volumes (0.5 µL). Cuvette port for larger volumes. Wavelength range: 190-1100 nm.

Fluorescence Readers

Analyze ELISAs, protein and nucleic acid quantitation, reporter gene, cell viability and proliferation, and cytotoxicity assays all without the use of filters.



Gemini™ XPS

Enables top reading of microplates over a greater range of fluorescence intensities—all without the use of filters. Tunable to 250-850 nm excitation, 360-850 nm emission.



Gemini™ EM

Enables top and bottom reading of microplates without the use of filters. Tunable to 250-850 nm excitation, 250-850 nm emission.

Luminescence Readers

High sensitivity and high throughput glow and flash luminescence detection in an upgradeable platform.



SpectraMax® L

Upgradeable platform available with one or two luminescence detectors, enabling affordable higher throughput configurations.






Microplate Washers

Robust and reliable microplate washers are an essential component of today's research laboratories. We offer a range of washers to meet your needs including strip washers and full plate washers.



MultiWash™+

The compact, quiet, user-friendly MultiWash+ Microplate Washer includes 20 pre-set protocols, works with both 96- and 384-well plates and comes with 4 different wash/rinse bottles for out-of-the-box use. It's simply a great fit for any lab.



AquaMax®

The 4-in-1 AquaMax line of self-contained, automation-capable washer systems are easily configurable to meet assay needs.

Software Solutions

Our suite of software packages delivers the most comprehensive and feature-rich solutions for every data analysis need. From ready-to-run algorithms to high-content informatics, our software solutions provide you with the tools you need to evaluate your data.



SoftMax® Pro

Industry-leading SoftMax Pro Software is used by over 100,000 users worldwide, delivering the most comprehensive portfolio of ready-to-run protocols, analysis algorithms and FDA 21 CFR Part 11 compliance tools.



GenePix® Pro

GenePix Pro Software is the industry standard in microarray image analysis because of its unique combination of imaging and analysis tools, visualizations, automation capabilities, performance and ease-of-use.

Handlers and Accessories

Expand the capabilities of your Molecular Devices platform through the addition of a wide array of handlers and accessories. From an automated microplate handling system to a low volume microplate, our handlers and accessories help you achieve the results you want.




StakMax® Microplate Handling System

An integrated microplate stacker that provides benchtop automation for batches of up to 50 microplates in a small footprint.



SpectraCuvette Adapter

Adds cuvette reading capability to your microplate reader. Compatible with the SpectraMax iD3, iD5, i3(x), Paradigm, and FilterMax readers.



SpectraDrop™ Micro-Volume Microplate

Specially-designed, high throughput solution for low volume DNA and protein measurement assures uniform and reproducible analysis.



SpectraTest® Validation Plates

Comprehensive tools for verifying Molecular Devices absorbance, fluorescence, and luminescence microplate readers are performing to manufacturing specifications.

Microarray Scanning Systems

Our systems can handle any slide-based microarray study, from small one- or two-fluorophore applications to multiple-fluorophore high-throughput projects requiring automated sample handling and secure enterprise-wide data management and analysis. All GenePix scanners include one license of GenePix Pro Image Acquisition and Analysis Software, the benchmark tool for the acquisition and analysis of microarray images.



GenePix 4300/4400

Coupled with GenePix Pro Microarray Image Analysis Software and Acuity® Microarray Informatics Software, these systems provide powerful, flexible, and easy-to-use solutions for acquisition and analysis.



GenePix 4100A

Built on our award-winning optical, electronic and software design, this sequential scanner has all the quality in a price range and bench-top footprint that makes it ideal for individual lab use.

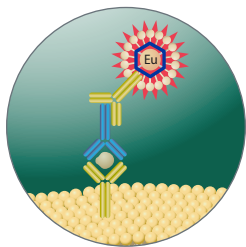


GenePix 4000B

This scanner is a benchmark for quality, reliability and ease-of-use in microarray scanning technology.

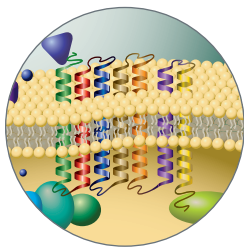
Assay Kits

We offer easy-to-use, robust assay kits for life science research, drug discovery & development, and bioassays. All assay kits are optimized for use on Molecular Devices systems.



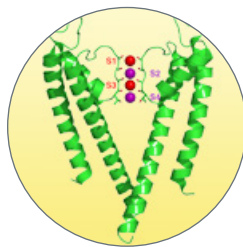
ScanLater Western Blot

Substrate-free immunoblot assay for extended signal stability.



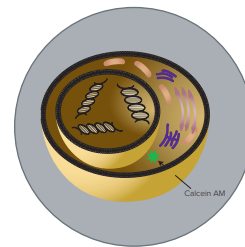
GPCR Assays

Cell-based assays including FLIPR® Calcium assay kits and CatchPoint® cAMP and cGMP reagents optimized for sensitivity.



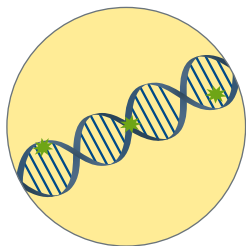
Ion Channel Assays

Functional measurement of potassium channel activity in a cell-based assay.



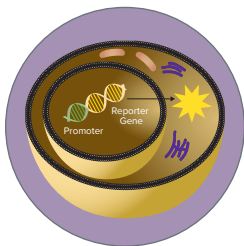
Cell Viability

Detect cell viability and cell proliferation on fluorescence microplate readers.



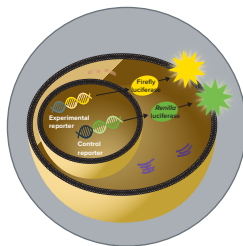
dsDNA Quantitation

Optimized DNA measurement for your microplate reader assay.



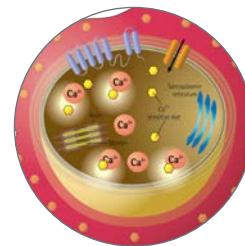
Reporter Gene

Luciferase measurement for your microplate reader assay.



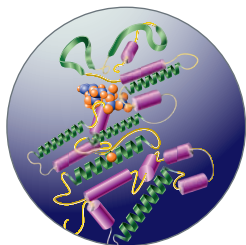
Dual Luciferase Reporter Gene

Highly sensitive quantitation of both firefly and *Renilla* luciferases in mammalian cells.



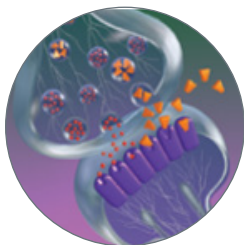
Cardiotoxicity and Cell Integrity

Identify cardiotoxic compounds and differentiate live cells.



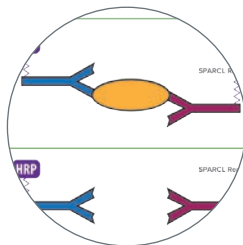
Enzymes

Homogeneous assays measure kinases, phosphatases, and phosphodiesterases.



Transporters

Live-cell kinetic assays measure fatty acid and neurotransmitter uptake.



Immunoassay

Homogeneous no-wash assay for protein quantitation.










Contaminants

Assays measure proteins, peptides, microorganisms, and single-stranded DNA.

SpectraMax Detection Modules

The SpectraMax i3x and Paradigm Multi-Mode Detection Platforms utilize a patent-pending design that allows for real-time system configuration by the user in less than two minutes. This revolution in modularity makes no-compromise detection the norm. The broad array of SpectraMax Detection Modules enable the user to perform an ever-evolving array of applications. Although your detection needs may change, your equipment can stay the same simply by adding a new detection module.

Cartridge	Description	Name	Specifications	Optimized sensitivity	Guaranteed sensitivity	Slots used
	SpectraMax i3x Injector Cartridge with SmartInject™ Technology Expand your research capabilities to include flash-based applications, including dual luciferase and ATP assays.	0200-7029	Wavelength range (LUM): Visible to 650 nm Dead volume: < 10 µL with Reverse Prime function	20 amol ATP ("Flash" luminescence using Promega Enliten)	50 amol ATP (<=> 250 fM @ 0.2mL/well, "Flash" luminescence using Promega Enliten) 3 fmol ATP (<=> 15 pM @ 0.2mL/well, "Glow" luminescence using PerkinElmer ATPlite 1step)	2
	Western blot detection using ScanLater Western Blot Assay Kit TRF-based with 340/80 nm EX and 616/10 nm EM	0200-7027	EX range: 340/80 nm EM range: 616/10 nm	High fg levels of Streptavidin	High fg levels of Streptavidin	2
	AlphaScreen and AlphaLisa detection using 1 W 680 nm EX laser diode and a 570 nm (100) EM filter Pick best speed, sensitivity, and price for your needs Guaranteed sensitivity: < 100 amol phosphorylates biotin-peptide in 25 µL assay volume in a 384-well plate	0200-7017POS	Alpha 384 STD 96- and 384-well plates		< 100 amol (384-well)	1
		0200-7018POS	Alpha 384 HTS 96- and 384-well plates		< 100 amol (384-well)	1
		0200-7019POS	Alpha 1536 HTS 96, 384, and 1536-well plates		< 100 amol (384-well)	1
	Cisbio HTRF detection with optimized Xenon light source and 616, 665 nm EM filters Measures both emissions simultaneously	0200-7011POS	6- to 1536-well plates	Exceeds Cisbio certification requirements		2
	LED light source and Europium EX and EM filters (370-616 nm) Suitable for assays using Europium chelate and similar labels Includes 642 nm EM filter for TR-FRET assays with Samarium labels	0200-7008POS	6- to 1536-well plates	96–0.03 pM 384–0.03 pM 1536–0.125 pM	96-well: 0.1 pM 384-well: 0.1 pM 1536-well: 0.375 pM	1
	Fluorescence Polarization detection for fluorescein- or rhodamine-like labels Using specific LED and EX/EM filters for 6- to 1536-well plates	0200-7009POS 0200-7010POS	Fluorescein FP EX 485 nm, EM 535P and 535S nm Rhodamine FP EX 535 nm, EM 595P and 595S nm	96–1.0 mP 384–1.5 mP 1536–2.0 mP	96-well: 3 mP 384-well: 4 mP 1536-well: 6 mP	1
	Custom cartridges are available and designed to meet your specific research needs	Ask your local sales representative for more information				

Contact Us

Phone: 800.635.5577
Web: www.moleculardevices.com
Email: info@moldev.com

Check our website for a current listing of worldwide distributors.

Regional Offices

USA and Canada
+1.800.635.5577
United Kingdom
+44.118.944.8000
Europe*
00800.665.32860

China (Beijing)
+86.10.6410.8669
China (Shanghai)
+86.21.3372.1088
Hong Kong
+852.2248.6000

Japan (Osaka)
+81.6.7174.8331
Japan (Tokyo)
+81.3.6362.5260
South Korea
+82.2.3471.9531

Brazil
+55.11.3616.6607

*Austria, Belgium, Denmark, Finland, France, Germany, Ireland, Netherlands, Spain, Sweden and Switzerland